

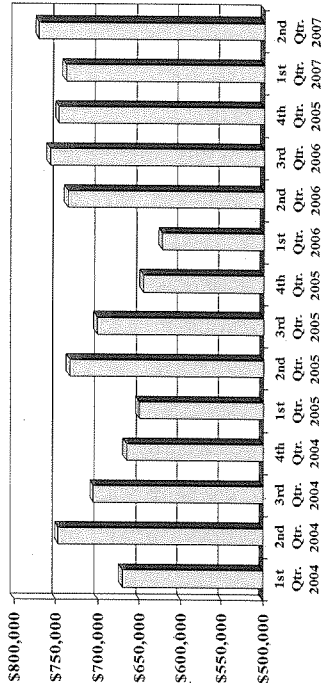
2007 Tipping Fee Receipts

| *Rumpke '07 | In District | Out of District | Out of State | Total Tonnage | Total Dollars | Quarterly Tons | Quarterly \$\$ |
|----------------------------|--------------------|------------------------|---------------------|----------------------|-----------------------|-----------------------|-----------------------|
| Jan | 0.00 | 0.00 | 0.00 | 0.00 | \$0.00 | | |
| Feb | 0.00 | 0.00 | 0.00 | 0.00 | \$0.00 | | |
| Mar | 0.00 | 0.00 | 0.00 | 0.00 | \$0.00 | 0.00 | \$0.00 |
| Apr | 0.00 | 0.00 | 0.00 | 0.00 | \$0.00 | | |
| May | 0.00 | 0.00 | 0.00 | 0.00 | \$0.00 | | |
| Jun | 0.00 | 0.00 | 13.33 | 13.33 | \$13.33 | 13.33 | \$13.33 |
| Jul | 0.00 | 0.00 | 9.73 | 9.73 | \$9.73 | | |
| Aug | | | | 0.00 | \$0.00 | | |
| Sep | | | | 0.00 | \$0.00 | 9.73 | \$9.73 |
| Oct | | | | 0.00 | \$0.00 | | |
| Nov | | | | 0.00 | \$0.00 | | |
| Dec | | | | 0.00 | \$0.00 | 0.00 | \$0.00 |
| Total | 0.00 | 0.00 | 23.06 | 23.06 | 23.06 | 23.06 | 23.06 |
| *Bond Road Landfill | | | | | | | |
| Rumpke '07 | In District | Out of District | Out of State | Total Tonnage | Total Dollars | Quarterly Tons | Quarterly \$\$ |
| Jan | 69,028.88 | 96,452.48 | 9,153.64 | 174,635.00 | \$271,087.48 | | |
| Feb | 57,447.04 | 65,171.11 | 9,477.93 | 132,096.08 | \$197,267.19 | | |
| Mar | 75,333.01 | 91,976.48 | 11,180.22 | 178,489.71 | \$270,466.19 | 485,220.79 | \$738,820.86 |
| Apr | 70,411.09 | 83,225.49 | 11,270.40 | 164,906.98 | \$248,132.47 | | |
| May | 76,216.75 | 90,907.22 | 9,700.01 | 176,823.98 | \$267,731.20 | | |
| Jun | 76,084.64 | 85,116.48 | 9,391.95 | 170,593.07 | \$255,709.55 | 512,324.03 | \$771,573.22 |
| Jul | 79,563.36 | 86,882.42 | 9,607.95 | 176,053.73 | \$262,936.15 | | |
| Aug | | | | 0.00 | \$0.00 | | |
| Sep | | | | 0.00 | \$0.00 | 176,053.73 | \$262,936.15 |
| Oct | | | | 0.00 | \$0.00 | | |
| Nov | | | | 0.00 | \$0.00 | | |
| Dec | | | | 0.00 | \$0.00 | 0.00 | \$0.00 |
| Total | 504,084.77 | 599,731.68 | 69,782.10 | 1,173,598.55 | \$1,773,330.23 | 1,173,598.55 | \$1,773,330.23 |
| Grand Tot | 504,084.77 | 599,731.68 | 69,805.16 | 1,173,621.61 | \$1,773,353.29 | 1,173,621.61 | \$1,773,353.29 |
| % of Total tonnage | Tier 1 | Tier 2 | Tier 3 | | | | |
| | 42.95% | 51.10% | 5.95% | | | | |
| dollars | 28.43% | 67.64% | 3.94% | | | | |

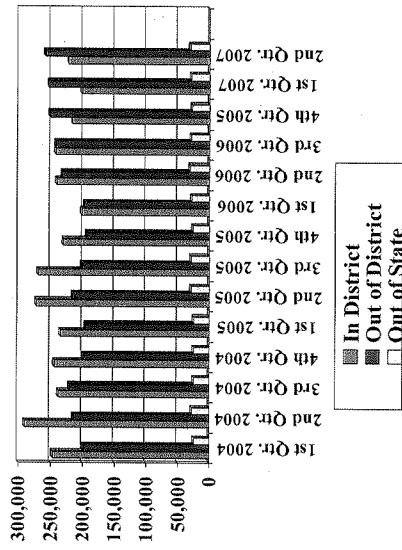
2006 Tipping Fee Receipts

| *Rumpke '06 | In District | Out of District | Out of State | Total Tonnage | Total Dollars | Quarterly Tons | Quarterly \$\$ |
|-----------------------------------|-------------------|-------------------|------------------|---------------------|-----------------------|---------------------|-----------------------|
| Jan | 0.00 | 0.00 | 0.00 | 0.00 | \$0.00 | | |
| Feb | 0.00 | 0.00 | 0.00 | 0.00 | \$0.00 | | |
| Mar | 0.00 | 0.00 | 0.00 | 0.00 | \$0.00 | 0.00 | \$0.00 |
| Apr | 0.00 | 0.00 | 0.00 | 0.00 | \$0.00 | | |
| May | 0.00 | 0.00 | 0.00 | 0.00 | \$0.00 | | |
| Jun | 5.91 | 0.00 | 5.91 | 11.82 | \$11.82 | 11.82 | \$11.82 |
| Jul | 0.00 | 0.00 | 14.21 | 14.21 | \$14.21 | | |
| Aug | | | | 0.00 | \$0.00 | | |
| Sep | | | | 0.00 | \$0.00 | 14.21 | \$14.21 |
| Oct | | | | 0.00 | \$0.00 | | |
| Nov | | | | 0.00 | \$0.00 | | |
| Dec | | | | 0.00 | \$0.00 | 0.00 | \$0.00 |
| Total | 5.91 | 0.00 | 20.12 | 26.03 | 26.03 | 26.03 | 26.03 |
| *Bond Road Landfill | | | | | | | |
| Rumpke '06 | In District | Out of District | Out of State | Total Tonnage | Total Dollars | Quarterly Tons | Quarterly \$\$ |
| Jan | 67,438.51 | 70,225.27 | 9,800.86 | 147,464.34 | \$217,689.61 | | |
| Feb | 61,642.34 | 61,286.37 | 8,276.04 | 131,204.75 | \$192,491.12 | | |
| Mar | 72,106.97 | 65,230.04 | 10,244.64 | 147,581.65 | \$212,811.69 | 426,250.74 | \$622,992.42 |
| Apr | 68,559.06 | 70,379.39 | 9,965.86 | 148,904.31 | \$219,283.70 | | |
| May | 79,004.77 | 81,213.35 | 10,805.22 | 171,023.34 | \$252,236.69 | | |
| Jun | 93,054.52 | 80,835.19 | 10,293.88 | 184,183.59 | \$265,018.78 | 504,111.24 | \$736,539.17 |
| Jul | 81,592.37 | 76,037.42 | 9,855.03 | 167,484.82 | \$243,522.24 | | |
| Aug | | | | 0.00 | \$0.00 | | |
| Sep | | | | 0.00 | \$0.00 | 167,484.82 | \$243,522.24 |
| Oct | | | | 0.00 | \$0.00 | | |
| Nov | | | | 0.00 | \$0.00 | | |
| Dec | | | | 0.00 | \$0.00 | 0.00 | \$0.00 |
| Total | 523,398.54 | 505,207.03 | 69,241.23 | 1,097,846.80 | \$1,603,063.83 | 1,097,846.80 | \$1,603,063.83 |
| Grand Totl | 523,404.45 | 505,207.03 | 69,261.35 | 1,097,872.83 | \$1,603,079.86 | 1,097,872.83 | \$1,603,079.86 |
| % of Total tonnage dollars | Tier 1 | Tier 2 | Tier 3 | | | | |
| | 47.67% | 46.02% | 6.31% | | | | |
| | 32.65% | 63.03% | 4.32% | | | | |

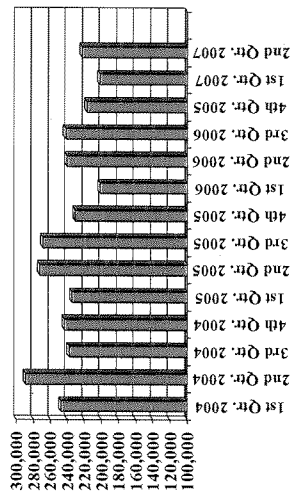
District Revenue by Quarter from 2004 to 2007



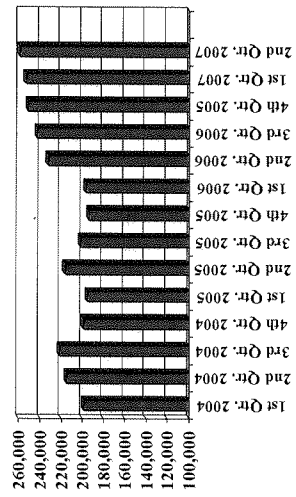
Total Tonnage by Quarter from 2004 to 2007



In-District Tonnage by Quarter from 2004 to 2007



Out-of-District Tonnage by Quarter from 2004 to 2007



Out-of-State Tonnage by Quarter from 2004 to 2007

